

**FOCONO**

Your Local  
LED  
Application



# Indoor Commercial LED Display — N Series —





Lighter



Front-access



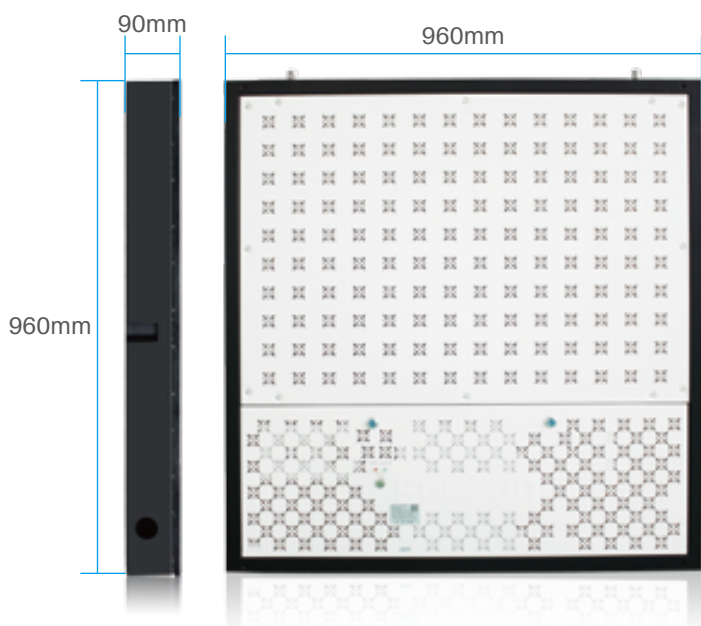
Fast  
assembling



Diagnostic  
indication



Perforated  
structure



Lighter

## Lighter and thinner


Decrease the transportation and labor cost.

## Front-access, magnetic attachment

The magnetic module can be taken out within 30 seconds, greatly save the maintenance time.



Magnetic attachment



Front -access




Front -access

## Fast assembling

Inside power cable connection change from screw fixture to plug and play;  
Only require 1/5 installation time of traditional cabinets.



N series power connect



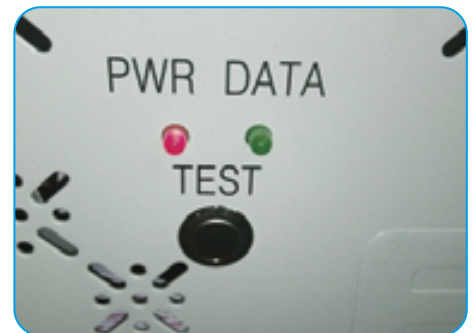
Traditional power connect

## Diagnostic indication


Visible mistake tracking function.



Diagnostic indication




Normal Cabinet



N series

Eliminate the noise



Improve the heat emission



Perforated structure

## Zero noise design

Air fan free to eliminate noise;  
Perforated structure for the rear side to improve the heat emission.

## High refresh rate, 281 trillion colours

More than 1000Hz refresh rate ; 65536 levels gray scale and 281 trillion colours.



Vivid picture



High refresh rate

## Parameters

Value	N3i	N4i	N5i	N6i	N8i	N10i
Pixel pitch	3mm	4mm	5mm	6mm	8mm	10mm
Brightness	1200 nits	1100 nits	1500 nits	1500 nits	1500 nits	1500 nits
Pixel configuration	SMD	SMD	SMD	SMD	SMD	SMD
Colours	281 trillion	281 trillion	281 trillion	281 trillion	281 trillion	281 trillion
Refresh rate	≥360 Hz	≥600 Hz	≥360 Hz	≥480 Hz	≥1320 Hz	≥840 Hz
Pixel matrix per panel	256x256	256x256	192x192	160x160	128x128	96x96
Pixel matrix per sq.m	111111	62500	40000	27778	15625	10000
Viewing angle ( H/V)	140/140 deg.	140/140 deg.	140/140 deg.	140/140 deg.	140/140 deg.	140/140 deg.
Power consumption (max/avg)	720/250 w/sq.m	660/230 w/sq.m	490/170 w/sq.m	500/170 w/sq.m	370/120 w/sq.m	520/180 w/sq.m
IP rate	IP40/IP20	IP40/IP20	IP40/IP20	IP40/IP20	IP40/IP20	IP40/IP20
Input voltage (AC)	110 / 240	110 / 240	110 / 240	110 / 240	110 / 240	110 / 240
Panel size(L x W x H)	768x768x90mm	1024x1024x90mm	960x960x90mm	960x960x90mm	1024x1024x90mm	960x960x90mm
Panel weight	21Kgs(Steel)	34Kgs(Steel)	30Kgs(Steel)	29Kgs(Steel)	33Kgs(Steel)	28Kgs(Steel)

## Applications

Temporary stage, TV studio, nightclub & bar, theater, school, conference room, hotel, shopping mall, events, etc.

